

Parents & Carers

App Guide

www.tapestry.info

Celebrate every day

Wherever you are



Welcome to Tapestry - the original and leading Childhood Education Platform for nurseries, childminders and schools to nurture partnerships with families and support children's learning and development.

The Tapestry App has been designed to allow you to stay in touch and learn about your child's everyday experiences on the go - the next best thing to being there!

This guide aims to familiarise you with the app, so you can start sharing in your child's learning experiences.

You must have an active Tapestry profile before you can log in and use the app. If you don't have a profile, please speak to your setting/school.

The Tapestry Team



www.tapestry.info

Contents



• Logging in	4
• Quick access menu	5
• The burger menu	6
• Your account settings	7
• Threads	8
• Observations	9
• Assessments	9
• Memos	10
• Activities	11
• Care Diary	12
• Accident Forms	12
• Messaging	13
• Notifications	14
• Announcements	14
• Invoices	15



Tapestry on the go

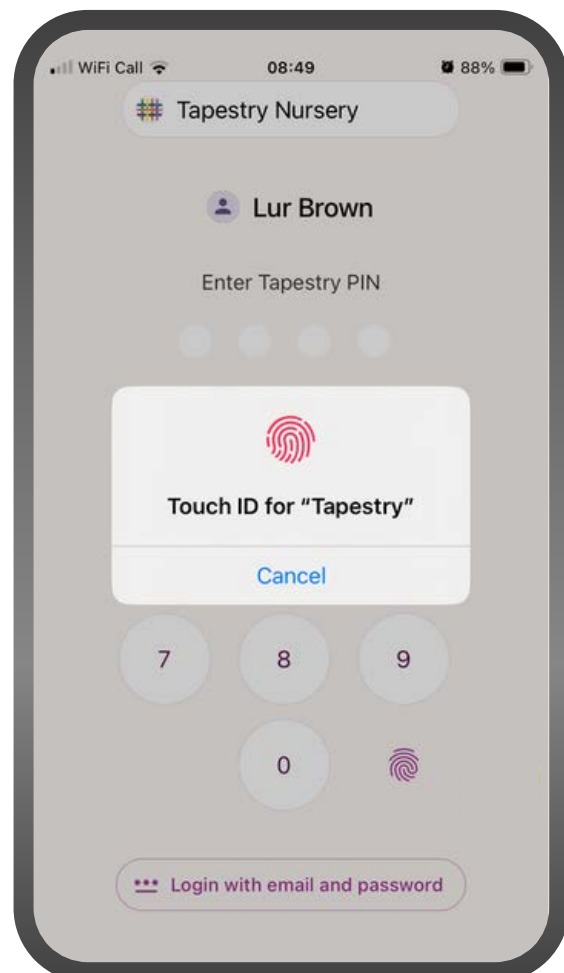
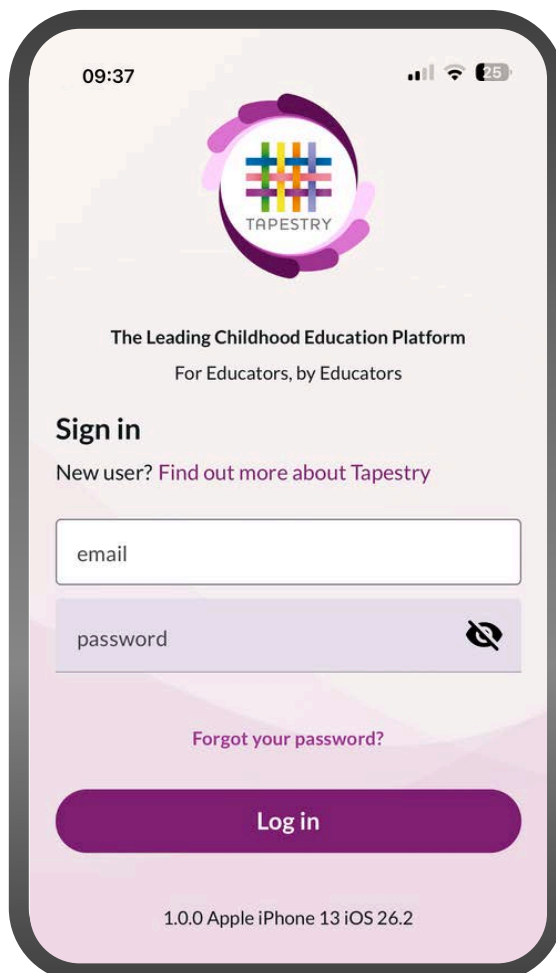
With your preferred set up



Log in the way that works for you

Use your **email address and password, PIN** or **enable biometrics!**

Tapestry Tip: enable multi-factor authentication (MFA) for extra security.



Quick access menu

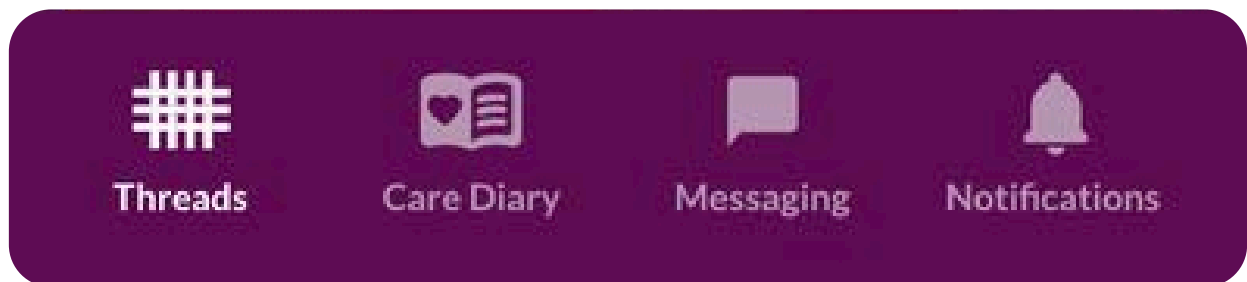


Easy navigation

Your key tools are located in the bottom menu, based on the features your child's setting or school has turned on in your account.

For example, if they are using Accidents but not the Care Diary, the menu will reflect that. If they are using neither, then that item won't show.

Tapestry Tip: If something that is mentioned in this guide doesn't appear on your menu, this means your setting/school hasn't enabled the feature. You can always talk to them if you think it would be helpful to use.

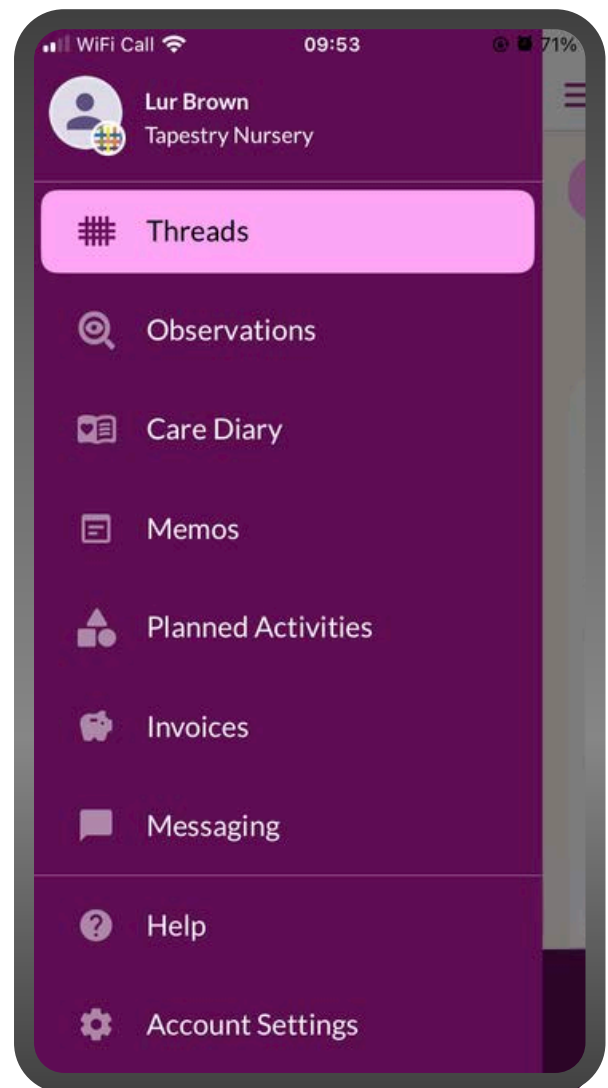
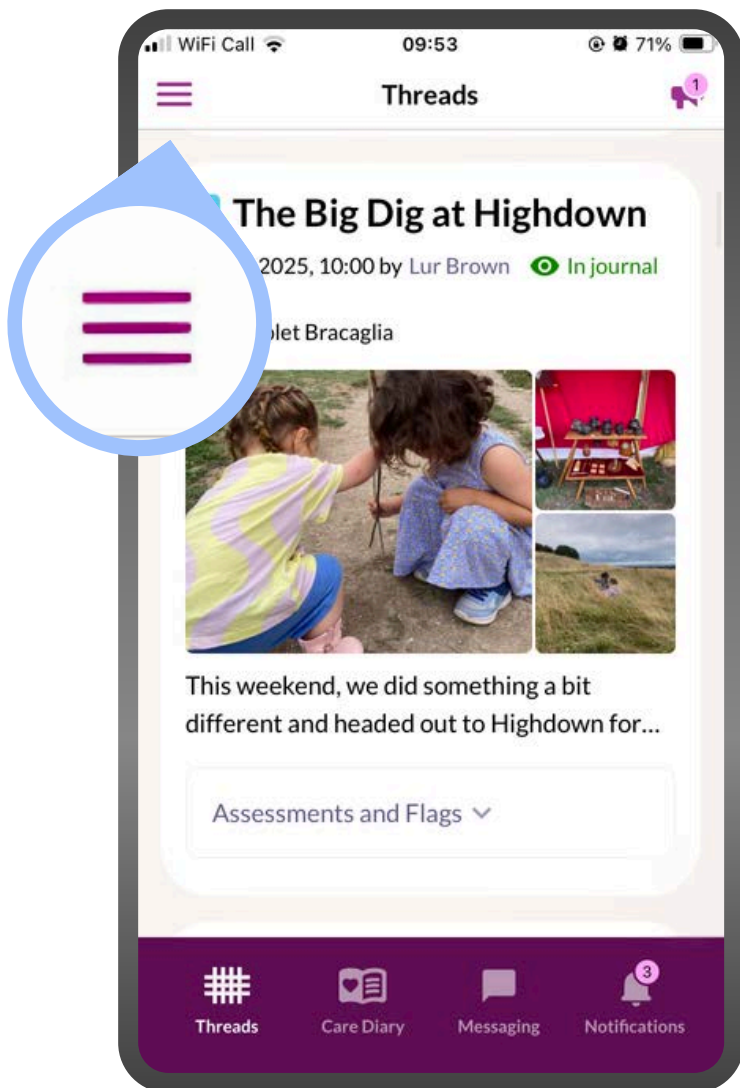


The burger menu



☰ The burger menu

The burger menu (that's the three horizontal lines in the corner) neatly holds all the features you can access from the app, especially those that don't fit in the bottom menu—with space to grow as we add more.



Your account settings

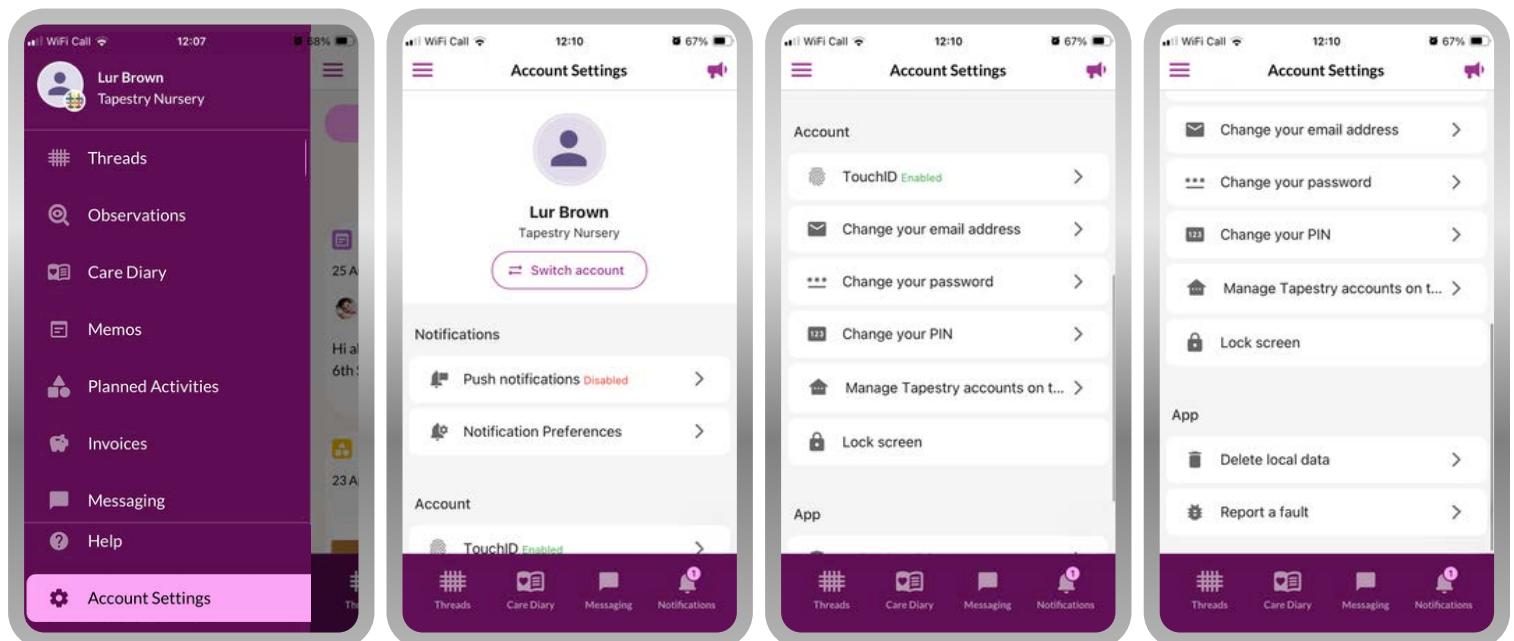


Your account settings

This is where you'll manage key settings — like notifications and login credentials.

Specifically, you'll be able to:

- Update your **notification preferences**
- Manage your **account** settings (e.g. login credentials)
- Delete **your local data** and **report app faults**
- **Switch accounts** (great if you have more than one child and they have different accounts!)



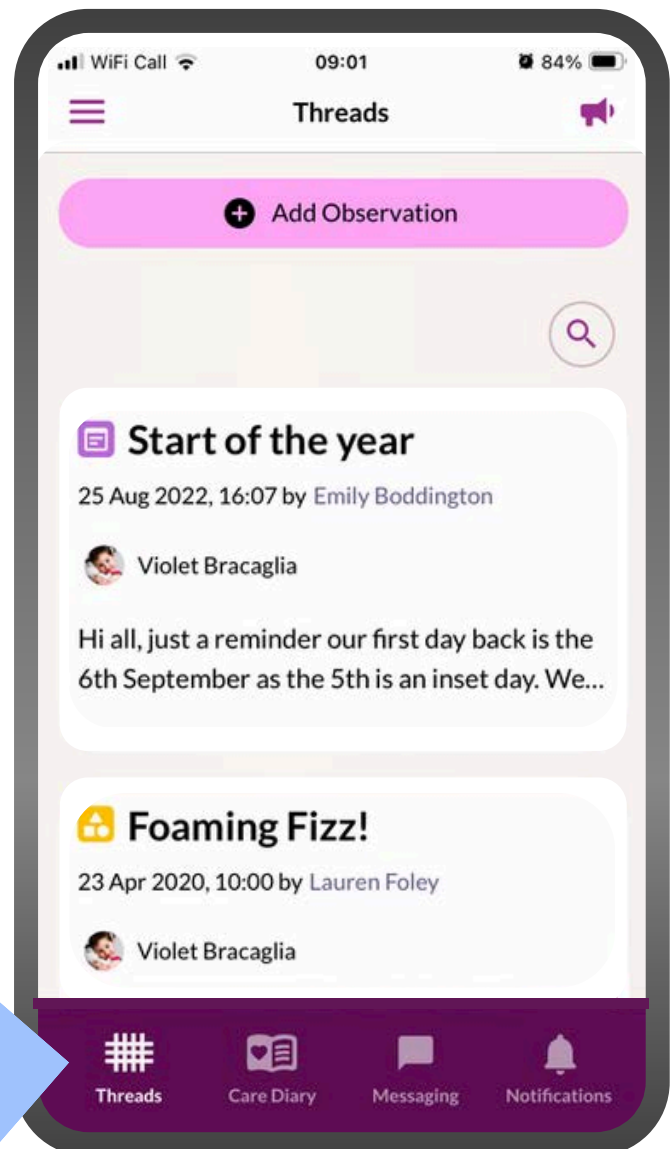

Threads



Threads

Think of Threads as your personal newsfeed — a single, scrollable timeline where you'll see all of your child's **observations**, **activities**, and any **memos** shared with you.

You can also use the search bar to quickly find a specific thread whenever you need.




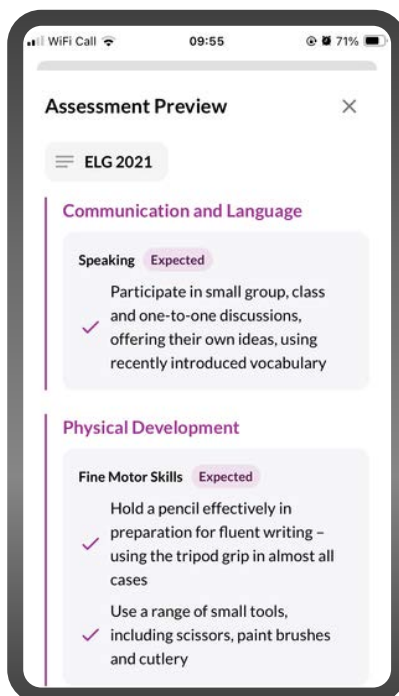
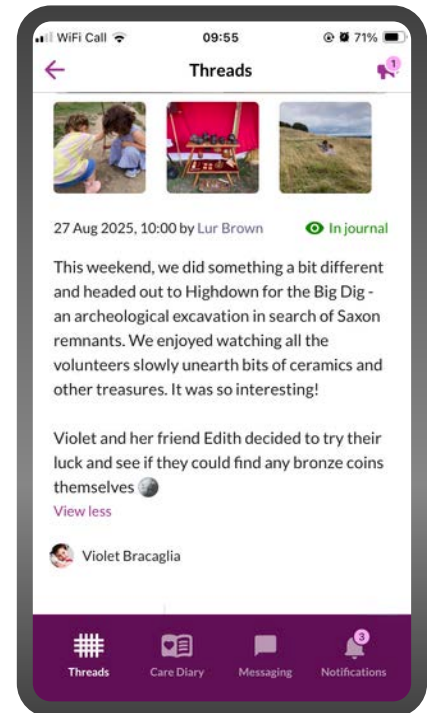
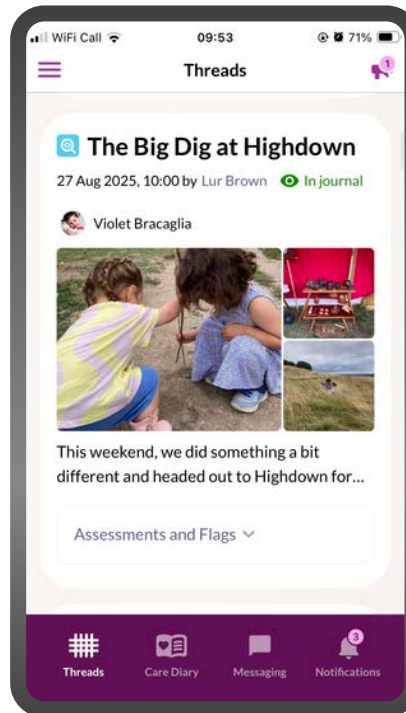
Threads Observations



Observations

The next best thing to being there: observations are **words, photos or video clips** about what your child has been up to during their day, so you can chat with them about it later. And you can **add your own observations** about your child's experiences at home too. This helps staff to get to know your child better.

Tapestry Tip: Observations are identified by a  next to the title. Add your own by tapping the **+ Add Observation** button at the top of the page.



Assessments

See their learning and development in all areas.

Tapestry Tip: Don't focus on this too much! What matters is that your child is being supported by both you and the setting.

Threads

Memos

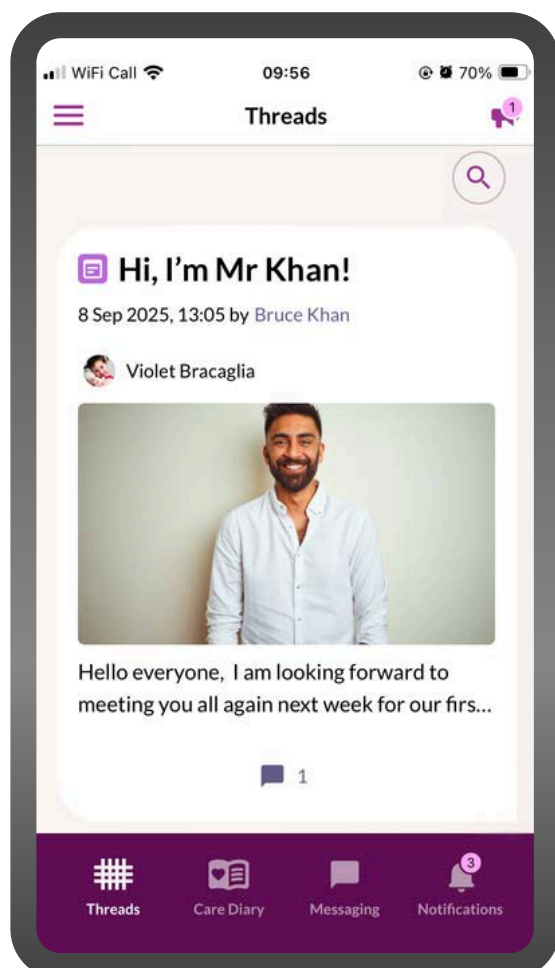
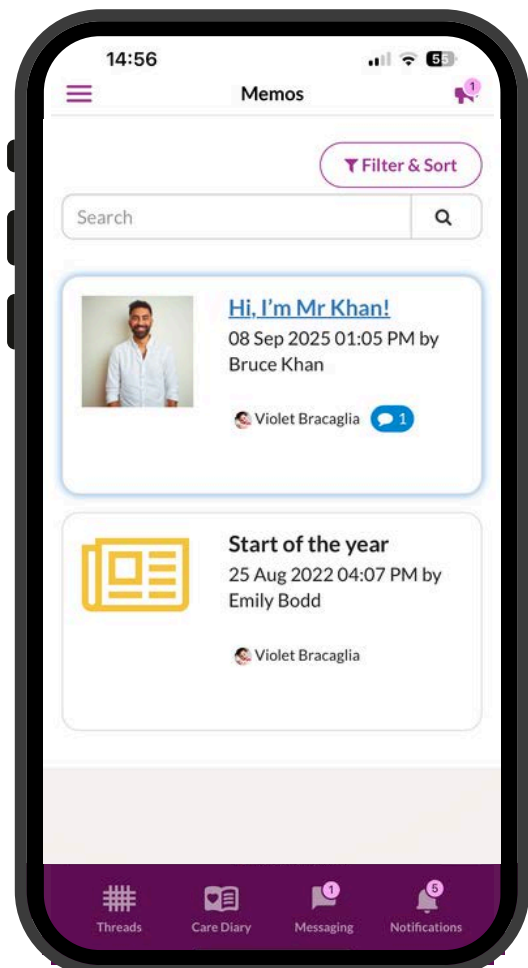


Memos

Keep in the loop of what is happening at the setting/school!

Comment and like!

Tapestry Tip: Memos are identified by  a next to the title.



Threads Activities

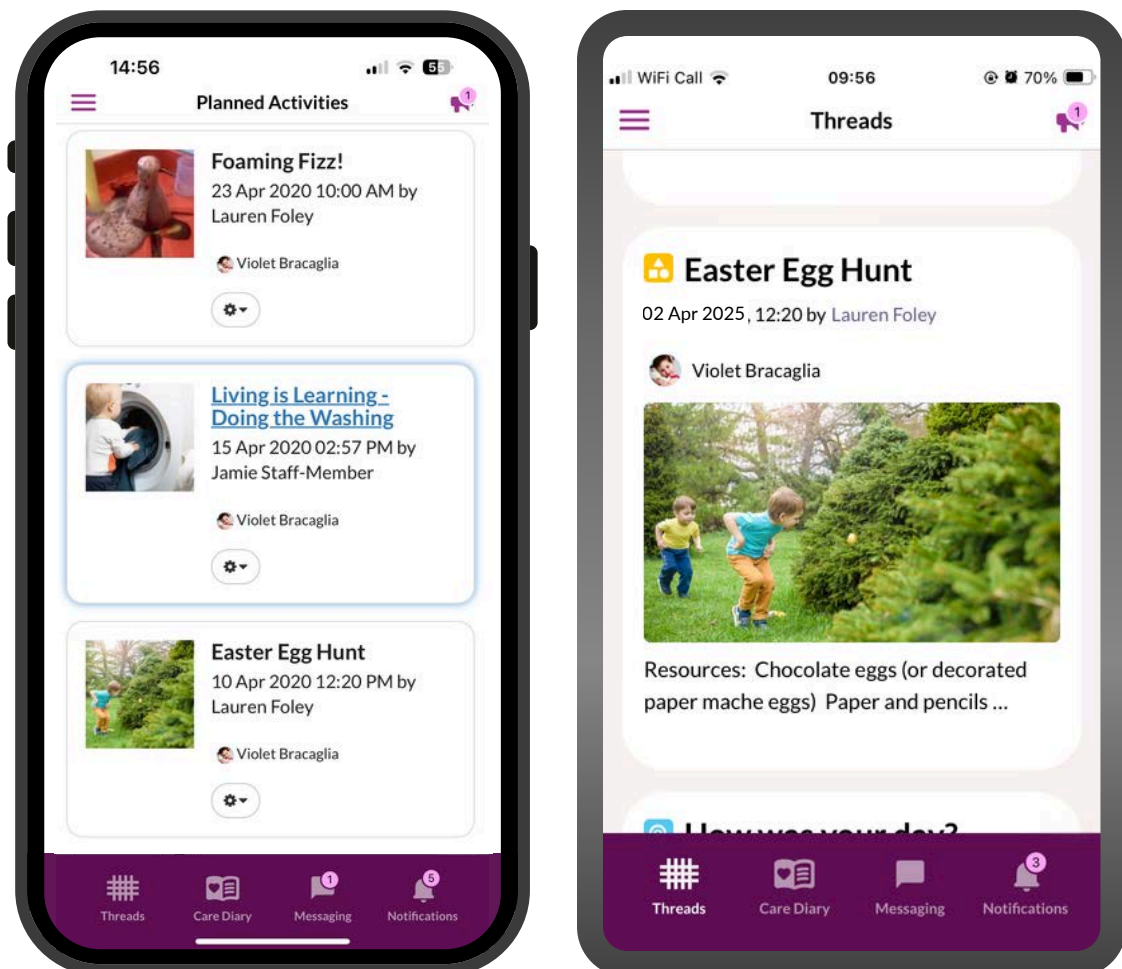


Activities

Explore playful learning at home with **activity ideas** provided by the setting/school.

Ask questions, and **reply with an observation**, which will be added to your child's journal as a memory of their learning.

Tapestry Tip: You can differentiate Activities from other types of Threads as they feature an 🏠 by the title.



Stay connected

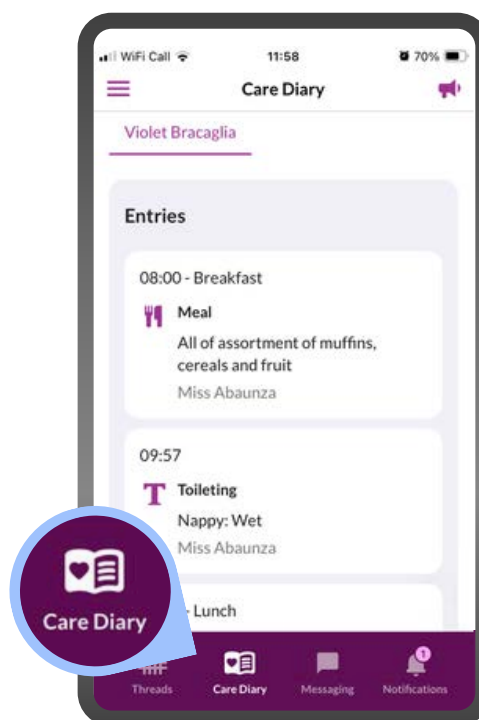
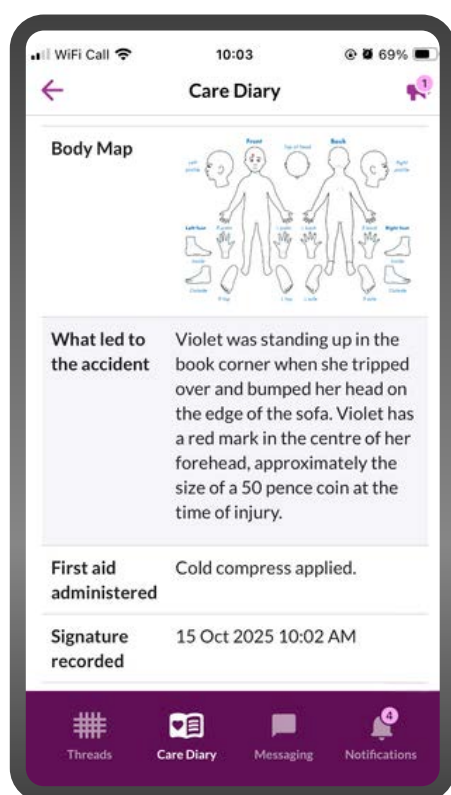
Everyday tools to keep in touch



Care Diary

A parent's best friend.

Keep updated with a **timeline** of your child's **everyday care**. See how long they napped for and what they ate, so you can prepare for their return to you.



Accident forms

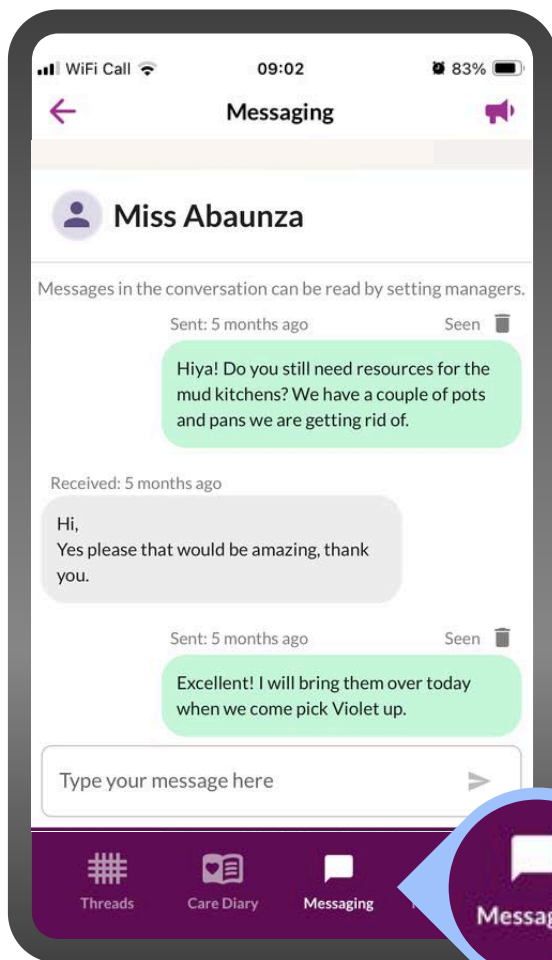
Detailed accident reports and clear **body maps** to keep your mind at ease.

Once the setting/school has discussed your child's accident with you, the accident report will appear in the **care diary timeline**, so you can get back to it if you need to.

Tapestry Tip: Some settings choose not to use the Care Diary and only use the Accident Form feature. If this is the case, you'll find the Accidents area in the same place as the Care Diary area - just under a different name!

Stay connected

Everyday tools to keep in touch



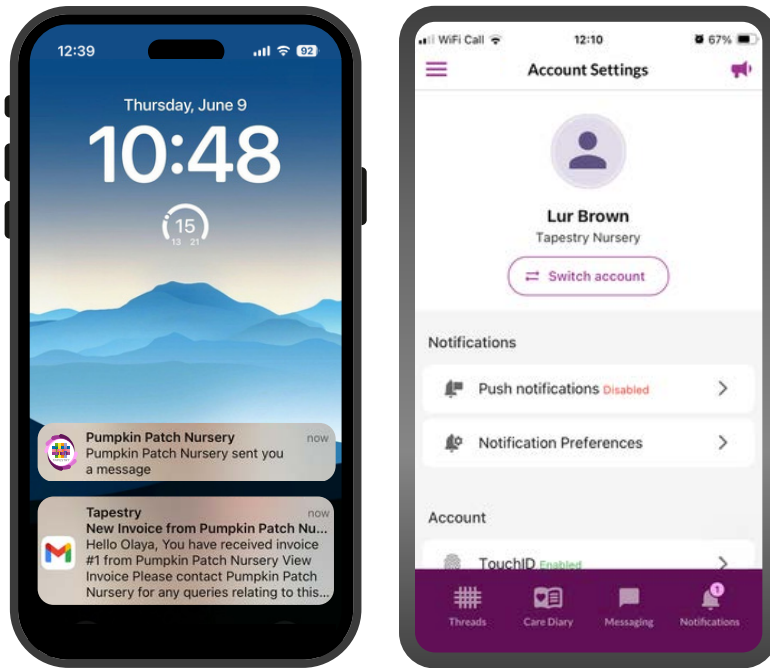
Messaging

Direct and secure messaging for everyday communications.

Receive **instant messages** throughout the day, and reach out to your child's educators whenever you need to. If you're in a rush or forget to tell them something, Tapestry is there to help.

Keeping you in the loop

Notifications & Announcements



Notifications

Be the first to know with **email**, **in-app** and **push notifications**.


Tapestry Tip: Enable multi-factor authentication (MFA) for extra security.



Announcements

In the **Announcements section**—the megaphone—you'll find all the key information we think you should know about.

This is us communicating with you.



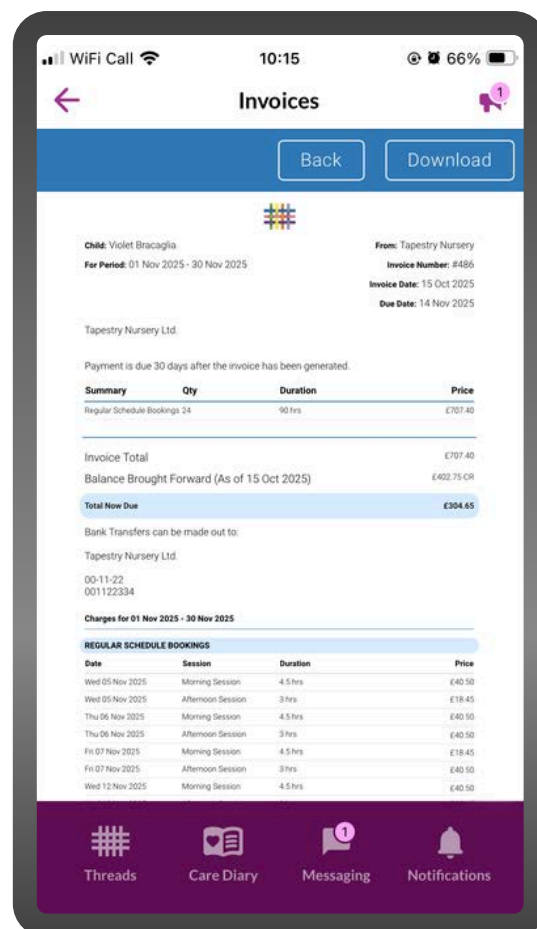
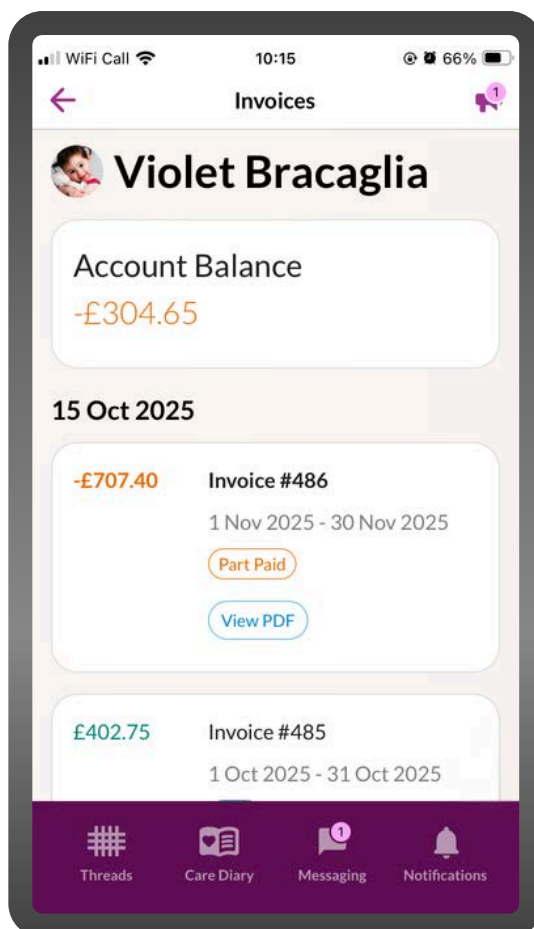
Swift invoicing

Clear and transparent



Accurate to the penny invoices

Be notified of pending payments and access and download easy-to-read invoices, as well as all your past payments.



Tapestry App

[Download Now](#)

*Weaving every child's
learning journey together.*

www.tapestry.info

