


Reach for the Stars


Take home task

What is a take home task?

A take home task is a home learning project, a short activity for you and your child to carry out at home together over the next half term. We would like you to help your child to develop their ideas over the next few weeks to produce the best project that they can. Please could your child bring their take home task into school by **Friday 30th January**. Thank you.



Can you design your own planet or make a model of the solar system?



Who will live on your planet?

Would you like to live on your planet?

What colour is your planet?

What shape will your planet be? Why?

How big is your planet?


You may need to use books and the internet to research other planets before designing your own.

How will you present your information?
(Models, pictures, poster, fact cards, booklet, leaflet, photos, drawings, painting)

Is your planet like any others in our solar system?

What is special about your planet?

If you would prefer to find out facts about a real planet, please feel free to do this.



Reach for the Stars.

Take home task

Here are some pictures of models and pictures other people have made to give you some ideas.



You could make planets out of playdough or salt dough.




You could use papier-mâché to create a planet.

You could make a collage of a planet and describe it.



You could draw a picture of your planet and use felt tips or crayons.

You could use a shoe box or cereal packet to create a diorama. (Please do not send in cereal packets which have contained nuts)



You might have a completely different idea and that is absolutely fine!
We are looking forward to seeing your take home tasks!



If you need any help with your home learning project, please see your class teacher.

