







What are we learning?	<p><b>Key themes</b></p>    	<p><b>Key Experiences</b></p> <p>Making Gingerbread men Oral Health Chinese New Year Shrove Tuesday Robins and Wrens Gymnastic sessions with JA sports</p>
<p><b>Personal Social and Emotional Development</b></p> <ul style="list-style-type: none"> <li>• Begin to express their feelings and consider the perspectives of others - exploring a range of feelings</li> <li>• Developing ways to support self regulation</li> <li>• Take turns and share resources.</li> <li>• Independently choose where we would like to play.</li> <li>• Continue to build constructive and respectful relationships.</li> <li>• Oral health - teeth brushing</li> </ul>	 <p><b>I wonder what happened Once Upon a Time?</b> <b>Reception</b> <b>Spring Term 1 2026</b></p> 	<p><b>MATHS</b></p> <ul style="list-style-type: none"> <li>• Subitise within 5 focusing on die patterns. Match numerals to quantities within 5</li> <li>• Counting - focus on ordinality and the 'staircase' pattern See that each number is one more than the previous number</li> <li>• Focus on 5</li> <li>• Focus on 6 and 7 as '5 and a bit'</li> <li>• Compare sets and use language of comparison: more than, fewer than, an equal number to make unequal sets equal</li> <li>• Comparing mass and capacity</li> <li>• Length and Height</li> </ul>
<p><b>Communication and Language</b></p> <ul style="list-style-type: none"> <li>• Understand why listening is important</li> <li>• Maintaining attention in different contexts</li> <li>• Ask questions to find out more</li> <li>• Consider the listener and take turns</li> <li>• Use talk to help work out problems and organise activities</li> <li>• Articulate ideas in well-formed sentences</li> <li>• Listen to and talk about non-fiction to develop familiarity in new knowledge and vocabulary</li> <li>• Begin to recount connect one idea or action using a range of connectives</li> <li>• Developing vocabulary Concept words Drawing Club vocabulary</li> </ul>		<p><b>Literacy</b></p> <ul style="list-style-type: none"> <li>• Use picture clues to help read a simple text</li> <li>• Make a simple prediction based on the pictures or text</li> <li>• Retell a wide range of traditional stories in different ways</li> <li>• Describe characters and story settings</li> <li>• Plan and write a simple story</li> <li>• Label story setting and characters</li> <li>• Talk about similarities and differences in stories we listen to</li> <li>• Phonics - begin to learn to read and write single sounds and digraphs</li> <li>• Develop listening and speaking skills in a range of contexts</li> <li>• Blend sounds into words to read simple words and sentences</li> <li>• Phonics- Essential Letters and Sounds Phase 3- 4</li> <li>• Read and spell a range of harder to read and spell words</li> </ul>
<p><b>Physical Development</b></p> <ul style="list-style-type: none"> <li>• Developing confidence and movement skills using apparatus and space outdoors.</li> <li>• Developing fine motor skills and hand eye coordination needed for writing. Using a variety of tools.</li> <li>• Learning about the importance of oral health.</li> <li>• Developing a good pencil grip</li> <li>• Get Set PE - fundamentals skills and JA Sport</li> <li>• Handwriting sessions</li> </ul>		
<p><b>UW</b></p> <ul style="list-style-type: none"> <li>• Special stories of different faiths - why are books and stories special</li> <li>• Chinese New Year</li> <li>• Comparing story characters past and present - how have they changed?</li> <li>• Comparing environments</li> <li>• Making and following maps - looking at atlases, maps and globes</li> <li>• Comparing ways of life - Town Mouse and Country Mouse and Nepal and Burgess Hill</li> </ul>		<p><b>EAD</b></p> <ul style="list-style-type: none"> <li>• Singing and listening to a range of music</li> <li>• Explore pitch and follow melodies</li> <li>• Move to and talk about music and express feelings</li> <li>• Observational drawing of homes and animals.</li> <li>• Creating a moving story character</li> <li>• Representing our ideas through drawing - pencils and pastels</li> <li>• Keeping a steady beat</li> </ul>